

Siemens Healthcare GmbH, SHS DI CT QT, Siemensstr. 1, 91301 Forchheim

Name	Dr. Markus Nagel
Department	SHS DI CT QT
Telephone	+49 (9191) 18-7231
E-mail	markus.nagel@siemens-healthineers.com
Date	August 2020

To all users of the following software products:

syngo.via RT Image Suite
with *syngo.via* VB30 and *syngo.via* VB40 software
with licence for patient marking with external lasers
(technical name of the license:
"CT RT IMAGE SUITE PAT MARK")

Customer Safety Advisory Notice SY051/20/S

**SOMATOM go. CT Scanners with
syngo.RT Image Suite**
with *syngo.CT* VA20A, *syngo.CT* VA30A
with licence for patient marking with external lasers
(technical name of the license:
"CT RT IMAGE SUITE PAT MARK")

Customer Safety Advisory Notice SY051/20/S

Subject: Incorrect calibration offset between CT central image plane and external lasers after update/upgrade potentially resulting in an unprecise cancer treatment

Dear Customer,

This letter is to inform you about an incorrect parameter in the laserbridge configuration of your *syngo.via* RT Image Suite after performing one of the below listed updates or upgrades. Please follow the provided workaround to avoid a potentially incorrect patient treatment.

When does the issue become a problem and what is it about?

The calibration offset between the central CT image plane and the external RT lasers has been set automatically to the factory default of 50.00 cm, if your *syngo.via* RT Image Suite has been updated or upgraded to one of the following software versions:
- *syngo.CT* VA20A to *syngo.CT* VA30A
- from any lower *syngo.via* SW-version to *syngo.via* VB40

New installations with the listed software versions are not affected since the initial calibration has been performed already based on this current software version.

If the misadjustment of the offset value is not recognized during the subsequent treatment planning process or remains undetected during the position verification at the treatment system (e.g. linear accelerator), this can potentially result in an unprecise treatment (dose applied to the wrong location).

Siemens Healthcare GmbH
Management: Bernhard Montag, Chairman
Jochen Schmitz, Christoph Zindel

Siemensstr. 1
91301 Forchheim
Germany

Tel.: +49 (9191) 18 0
siemens.com/healthcare

Siemens Healthcare GmbH: Management: Bernhard Montag,
President and Chief Executive Officer; Jochen Schmitz, Christoph Zindel;
Chairman of the Supervisory Board: Ralf P. Thomas; Registered office: Munich, Germany;
Commercial Registry: Munich, HRB 213821 WEEE-Reg.-No. DE 64872105

How can the user help to avoid a potential risk?

In addition to the already provided recommendation in your user manual (see warning in Figure 1 below), we highly recommend performing the laser calibration and the quality assurance procedure for the laser offset after every RT Image Suite software update.

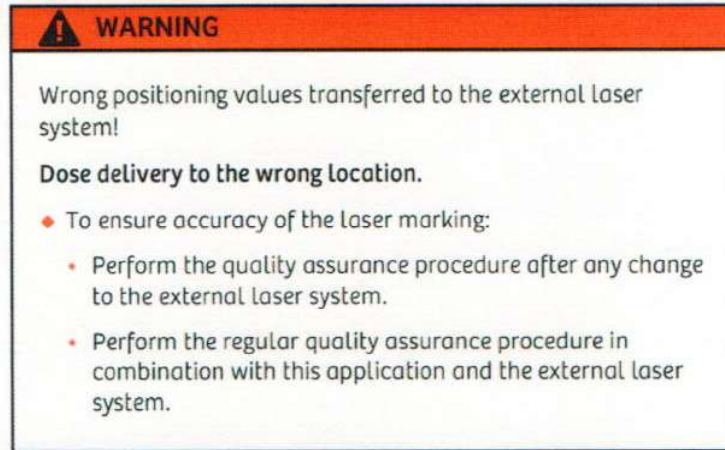


Figure 1: Warning on page 28 (English version) of user manual *syngo.via RT Image Suite* (Print No. C2-via-RT.621.03.03.02)

Please update the calibration offset in the MM RT Image Suite Configuration dialog accordingly as shown below in Figure 2. Details of this procedure are documented in Chapter 13.2 (Laser configuration) of your user manual.

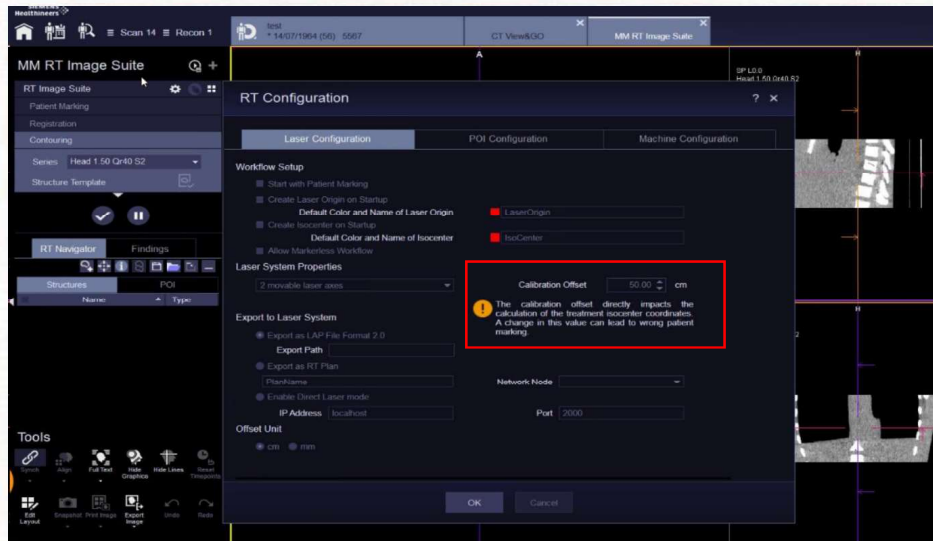


Figure 2: MM RT Image Suite Configuration dialog with the marked parameter

If you need any further support during the calibration, please contact your local service center.

How will the issue be resolved permanently?

The rollout of the update/upgrade packages has been stopped for affected systems.

The described issue has already been corrected with the update package to *syngo.via* VB40B_HF01. All other update packages will not be rolled out via remote connection anymore, but with support by your local service organization.

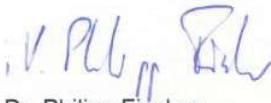
If the calibration of the laser system has already been performed after the SW update and the offset value is correctly adjusted, please ignore this letter.

We appreciate your cooperation with this Safety Advisory Notice and ask you to immediately instruct your personnel accordingly. Please ensure that this Customer Safety Advisory Notice is placed in the medical device's Instructions for Use. Your personnel should maintain awareness until the solution has been implemented.

If you have sold your system running *syngo.via* RT Image Suite and/or it is no longer in your ownership, we kindly ask you to immediately forward this Safety Advisory Notice to the new owner of the system. Please also inform us of the identity of the new owner of the system.

If you have any unresolved questions or you require technical support, please contact your local application specialists or your local service/sales organization.

Sincerely yours,



Dr. Philipp Fischer
Head of CT
Computed Tomography
Siemens Healthcare GmbH
Forchheim
Germany



Dr. Markus Nagel
Head of CT QT
Computed Tomography
Siemens Healthcare GmbH
Forchheim
Germany