



FSN Ref: 2020-12 (01)

Date: 22.DEC.2020













FSCA Ref: 2020-12 (01)




**Urgent Field Safety Notice**  
**Mölnlycke® Procedure Trays & Single Packed Sterile Trocars**

For Attention of: Theatre Manager

<b>Contact details of local representative (name, e-mail, telephone, address etc.)</b>
Name: Mölnlycke Health Care, Slovenia Email: cc.export@molnlycke.com Telephone: 32 19329418

**Urgent Field Safety Notice (FSN)**  
**Mölnlycke® Procedure Trays & Single Packed Trocar**  
**Protective flanges coming away from trocar cannula**

<b>1. Information on Affected Devices</b>														
<b>1.</b>	<p style="text-align: center;"><b>1. Device Type(s)</b></p> <p><u>Components:</u></p> <table border="1"> <tr> <td style="width: 50%; padding: 5px;"> <p><b>Trocar Bladeless Dilating Tip</b> 11mm/100mm, Product Code: 899310-01, 2319408-00</p> </td> <td rowspan="2" style="width: 50%; text-align: center; vertical-align: middle;">  </td> </tr> <tr> <td style="padding: 5px;"> <p><b>Trocar Bladeless Dilating Tip</b> 12mm/100mm, 899312-01, 2319447-00.</p> </td> </tr> <tr> <td style="padding: 5px;"> <p><b>Trocar Hasson 11mm/100mm</b> Product Code: 899306-01, 2319444-00</p> </td> <td rowspan="2" style="text-align: center; vertical-align: middle;">  </td> </tr> <tr> <td style="padding: 5px;"> <p><b>Trocar Hasson 12mm/100mm,</b> Product Code: 899307-02, 2319445-00</p> </td> </tr> <tr> <td style="padding: 5px;"> <p><b>Optical Trocar - Pistol Gr</b> 11mm/100mm Product Code: 899314-01</p> </td> <td rowspan="2" style="text-align: center; vertical-align: middle;">  </td> </tr> <tr> <td style="padding: 5px;"> <p><b>Optical Trocar - Pistol Gr</b> 12mm/100mm Product Code: 899315 -01</p> </td> </tr> <tr> <td style="padding: 5px;"> <p><b>Optical Trocar</b> 11mm / 100mm, Product Code: 899318-01, 2319464-00</p> </td> <td rowspan="3" style="text-align: center; vertical-align: middle;">  </td> </tr> <tr> <td style="padding: 5px;"> <p><b>Optical Trocar</b> 12mm / 100mm, Product Code: 899319-01, 2319428-00</p> </td> </tr> <tr> <td style="padding: 5px;"> <p><b>Optical Trocar</b> 12mm / 150mm, Product Code: 899326-01, 2321494-00</p> </td> </tr> </table>	<p><b>Trocar Bladeless Dilating Tip</b> 11mm/100mm, Product Code: 899310-01, 2319408-00</p>		<p><b>Trocar Bladeless Dilating Tip</b> 12mm/100mm, 899312-01, 2319447-00.</p>	<p><b>Trocar Hasson 11mm/100mm</b> Product Code: 899306-01, 2319444-00</p>		<p><b>Trocar Hasson 12mm/100mm,</b> Product Code: 899307-02, 2319445-00</p>	<p><b>Optical Trocar - Pistol Gr</b> 11mm/100mm Product Code: 899314-01</p>		<p><b>Optical Trocar - Pistol Gr</b> 12mm/100mm Product Code: 899315 -01</p>	<p><b>Optical Trocar</b> 11mm / 100mm, Product Code: 899318-01, 2319464-00</p>		<p><b>Optical Trocar</b> 12mm / 100mm, Product Code: 899319-01, 2319428-00</p>	<p><b>Optical Trocar</b> 12mm / 150mm, Product Code: 899326-01, 2321494-00</p>
<p><b>Trocar Bladeless Dilating Tip</b> 11mm/100mm, Product Code: 899310-01, 2319408-00</p>														
<p><b>Trocar Bladeless Dilating Tip</b> 12mm/100mm, 899312-01, 2319447-00.</p>														
<p><b>Trocar Hasson 11mm/100mm</b> Product Code: 899306-01, 2319444-00</p>														
<p><b>Trocar Hasson 12mm/100mm,</b> Product Code: 899307-02, 2319445-00</p>														
<p><b>Optical Trocar - Pistol Gr</b> 11mm/100mm Product Code: 899314-01</p>														
<p><b>Optical Trocar - Pistol Gr</b> 12mm/100mm Product Code: 899315 -01</p>														
<p><b>Optical Trocar</b> 11mm / 100mm, Product Code: 899318-01, 2319464-00</p>														
<p><b>Optical Trocar</b> 12mm / 100mm, Product Code: 899319-01, 2319428-00</p>														
<p><b>Optical Trocar</b> 12mm / 150mm, Product Code: 899326-01, 2321494-00</p>														

<b>Universal Trocar Cannula</b> 11mm / 100mm, Product Codes: 899322-01, 2319466-00	
<b>Universal Trocar Cannula</b> 12mm / 100mm, Product Codes: 899323-01, 2319467-00	
<b>Hasson Balloon Trocar</b> 12mm/100 mm Product Code: 899329-01	
<b>Optical Balloon Trocar</b> 12mm/100 mm Product Code: 899328-01, 2321500-00	
<b>Shielded Bladed Trocar</b> 11mm/100mm, Product codes: 899302-01, 2319424-00	
<p>Mölnlycke® Procedure Trays consist of customized configurations of several sterilized components, which are assembled and delivered sterile within one procedure Tray. These trocars are also delivered as single packed sterile products.</p>	
<b>1.</b>	<b>2. Commercial name(s)</b>
See Appendix I Product Table	
<b>1.</b>	<b>3. Primary clinical purpose of device(s)</b>
<p>A trocar consists of an obturator and a cannula that are assembled and locked together during insertion through the abdominal wall tissue layers to create a port to the abdominal cavity.</p> <p>The Bladeless Dilating Tip Trocar is a sterile single patient use instrument consisting of an obturator and a transparent cannula. The obturator is equipped with a bladeless tip that allows individual tissue layer separation during insertion.</p> <p>The Hasson Trocar is a sterile single patient use instrument consisting of an obturator with a blunt tip and a cannula with an anchoring device. The Hasson Trocar is designed for laparoscopic surgery with open-entry technique to the fascia. Upon entry into a free space in the abdominal or chest cavity, the blunt tip aids in reducing the potential risk for injury to internal structures.</p> <p>The Shielded Bladed Trocar is a sterile single patient use device. The trocar is designed to establish a port of entry for endoscopic instruments during minimally invasive surgical procedures. The secondary function is to maintain pneumoperitoneum in the abdominal cavity.</p>	

FSN Ref: 2020-12 (01)

FSCA Ref: 2020-12 (01)







Date: 22.DEC.2020

	<p>The Optical Trocar is a sterile single patient use device. The trocar is designed to establish a port of entry for endoscopic instruments during minimally invasive surgical procedures. The secondary function is to maintain pneumoperitoneum in the abdominal cavity. The Optical Trocar can be used with or without visualization for primary and secondary insertions.</p> <p>The Universal cannulas, included in the trocar range, are seen as accessories since they can't be used without using an obturator from the trocar.</p> <p>The trocar cannula assembly has two sealing systems, to minimise gas leakage during insertion and withdrawal of instruments through the trocar, and a luer stopcock port that provides attachment for gas insufflation and desufflation.</p> <p>The clinical purpose of Mölnlycke® Procedure Trays is to provide a customized sterile co-packing of components for different clinical interventions.</p>
1.	<p><b>4. Device Model/Catalogue/part number(s)</b></p> <p>See Appendix I Product Table</p>
1.	<p><b>5. Affected serial or lot number range</b></p> <p>See Appendix I Product Table</p>

<b>2 Reason for Field Safety Corrective Action (FSCA)</b>	
2	<p><b>1. Description of the product problem*</b></p> <p>Mölnlycke has, through our product complaint system, become aware of situations where the protective flanges come away from trocar cannula. No patient harm has been reported. The same issue has previously been communicated by Mölnlycke to relevant affected customers through a Field safety notice 2020-09(01) in October 2020.</p> <p>Based on additional complaints received, further investigation and a FSN (Field Safety Notice) from the legal manufacturer (Unimax), Mölnlycke is initiating in cooperation with Unimax a <b>Field Safety Corrective Action</b> for customers of the additional received complaints.</p> <p>This Field safety notice (FSN) is applicable to specific batches of the trocars, which can be either a Single Packed Trocar or included as a component in identified Mölnlycke® Procedure trays.</p>
2	<p><b>2. Hazard giving rise to the FSCA*</b></p> <p>The reported incidents are potentially serious to patients as the disconnected flanges could cause a significant delay to surgery. When not retrieved, foreign bodies can lead to various post-operative complications and the need for a new surgery. So there is a possibility of potential risk of injury to the patient.</p>

<b>3. Type of Action to mitigate the risk</b>	
3.	<p><b>1. Action To Be Taken by the User</b></p> <p><input checked="" type="checkbox"/> Identify Device  <input checked="" type="checkbox"/> Destroy Device</p> <p>We need your help in ensuring that <b>all affected products</b> are located and that below actions are performed.</p> <p>Please follow below instructions:</p>

	<ol style="list-style-type: none"> <li>1. <b>Identify and isolate</b> the unused Mölnlycke® Procedure Trays or Single packed Trocars at your facility, please see Appendix I for affected product information.</li> <li>2. Attach Appendix II only to all unused Mölnlycke® Procedure trays.</li> <li>3. Fill out the <b>Customer Reply Form</b> or <b>Distributor Reply Form</b>, with quantity of identified affected products. Please sign and email the <b>Customer Reply Form</b> or <b>Distributor Reply Form</b> per its instructions within 10 business days.</li> <li>4. Even if you no longer have any concerned Mölnlycke® Procedure trays or Single packed trocars, fill out the <b>Customer Reply Form</b> or <b>Distributor Reply Form</b> and return it back within 10 business days. Mölnlycke needs to be sure all customers are aware of the situation.</li> <li>5. Mölnlycke will contact you regarding compensation for the affected components/products as soon as you return the <b>Customer Reply Form</b> or <b>Distributor Reply Form</b>.</li> <li>6. If you have forwarded any affected products to other healthcare institutions, please send them a copy of this <b>Field Safety Notice</b>. Make sure they act accordingly.</li> <li>7. If you are a distributor, please inform your customers by sending them a copy of this <b>Field Safety Notice</b>. Make sure they act accordingly and return the <b>Distributor Reply Form</b> with information collected from your end users.</li> </ol> <p>We apologize for any inconvenience this will cause you, and rest assured it is our utmost intent to make this process as easy for you as possible.</p> <p>In addition, Mölnlycke appreciates your help in collecting data on product complaints and/or incidents related to the concerned product. Please follow the reporting procedures established by your facility</p>		
3.	<table border="1" style="width: 100%;"> <tr> <td style="width: 50%;"><b>2. Is customer Reply Required?</b></td> <td>Yes (Within 10 business days)</td> </tr> </table>	<b>2. Is customer Reply Required?</b>	Yes (Within 10 business days)
<b>2. Is customer Reply Required?</b>	Yes (Within 10 business days)		

<b>4. General Information</b>																							
4.	<table border="1" style="width: 100%;"> <tr> <td style="width: 50%;"><b>1. FSN Type</b></td> <td>New</td> </tr> <tr> <td><b>2. Further advice or information already expected in follow-up FSN?</b></td> <td>No</td> </tr> <tr> <td><b>3. Manufacturer information</b> (For contact details of local representative refer to page 1 of this FSN)</td> <td></td> </tr> <tr> <td style="padding-left: 20px;">a. Company Name</td> <td>Mölnlycke Health Care AB</td> </tr> <tr> <td style="padding-left: 20px;">b. Address</td> <td>Box 130 80, SE-402 52 Gothenburg, Sweden</td> </tr> <tr> <td style="padding-left: 20px;">c. Website address</td> <td>www.molnlycke.com</td> </tr> <tr> <td><b>4. The Competent (Regulatory) Authority of your country has been informed about this communication to customers.</b></td> <td></td> </tr> <tr> <td>4.</td> <td> <table border="1" style="width: 100%;"> <tr> <td style="width: 50%;"><b>5. List of attachments/appendices:</b></td> <td>Appendix I Product table Appendix II Tag to attach to affected Mölnlycke® Procedure trays</td> </tr> <tr> <td><b>6. Name/Signature</b></td> <td>Annika Hallberg, Global Product Complaints Manager</td> </tr> <tr> <td></td> <td style="text-align: center;"></td> </tr> </table> </td> </tr> </table>	<b>1. FSN Type</b>	New	<b>2. Further advice or information already expected in follow-up FSN?</b>	No	<b>3. Manufacturer information</b> (For contact details of local representative refer to page 1 of this FSN)		a. Company Name	Mölnlycke Health Care AB	b. Address	Box 130 80, SE-402 52 Gothenburg, Sweden	c. Website address	www.molnlycke.com	<b>4. The Competent (Regulatory) Authority of your country has been informed about this communication to customers.</b>		4.	<table border="1" style="width: 100%;"> <tr> <td style="width: 50%;"><b>5. List of attachments/appendices:</b></td> <td>Appendix I Product table Appendix II Tag to attach to affected Mölnlycke® Procedure trays</td> </tr> <tr> <td><b>6. Name/Signature</b></td> <td>Annika Hallberg, Global Product Complaints Manager</td> </tr> <tr> <td></td> <td style="text-align: center;"></td> </tr> </table>	<b>5. List of attachments/appendices:</b>	Appendix I Product table Appendix II Tag to attach to affected Mölnlycke® Procedure trays	<b>6. Name/Signature</b>	Annika Hallberg, Global Product Complaints Manager		
<b>1. FSN Type</b>	New																						
<b>2. Further advice or information already expected in follow-up FSN?</b>	No																						
<b>3. Manufacturer information</b> (For contact details of local representative refer to page 1 of this FSN)																							
a. Company Name	Mölnlycke Health Care AB																						
b. Address	Box 130 80, SE-402 52 Gothenburg, Sweden																						
c. Website address	www.molnlycke.com																						
<b>4. The Competent (Regulatory) Authority of your country has been informed about this communication to customers.</b>																							
4.	<table border="1" style="width: 100%;"> <tr> <td style="width: 50%;"><b>5. List of attachments/appendices:</b></td> <td>Appendix I Product table Appendix II Tag to attach to affected Mölnlycke® Procedure trays</td> </tr> <tr> <td><b>6. Name/Signature</b></td> <td>Annika Hallberg, Global Product Complaints Manager</td> </tr> <tr> <td></td> <td style="text-align: center;"></td> </tr> </table>	<b>5. List of attachments/appendices:</b>	Appendix I Product table Appendix II Tag to attach to affected Mölnlycke® Procedure trays	<b>6. Name/Signature</b>	Annika Hallberg, Global Product Complaints Manager																		
<b>5. List of attachments/appendices:</b>	Appendix I Product table Appendix II Tag to attach to affected Mölnlycke® Procedure trays																						
<b>6. Name/Signature</b>	Annika Hallberg, Global Product Complaints Manager																						
																							

FSN Ref: 2020-12 (01)

FSCA Ref: 2020-12 (01)

Date: 22.DEC.2020

	<b>Transmission of this Field Safety Notice</b>	
	<p>This notice needs to be passed on all those who need to be aware within your organisation or to any organisation where the potentially affected devices have been transferred. (As appropriate)</p> <p>Please transfer this notice to other organisations on which this action has an impact. (As appropriate)</p> <p>Please maintain awareness on this notice and resulting action for an appropriate period to ensure effectiveness of the corrective action.</p> <p>Please report all device-related incidents to the manufacturer, distributor or local representative, and the national Competent Authority if appropriate, as this provides important feedback.</p>	

FSN Ref: 2020-12 (01)  
Date: 22.DEC.2020

FSCA Ref: 2020-12 (01)

## Appendix I

### Product table

Product Name	Product Number	Lot
899326-01	Optical Trocar 12mm / 150mm	6681903100
899323-01	Universal Trocar Cannula 12mm/100mm	6611911079

## Appendix II

### Tag to be attached to affected Mölnlycke® Procedure Trays(unused)

#### Description of the product problem

Mölnlycke has, through our product complaint system, become aware of situations where the protective flanges come away from trocar cannula. No patient harm has been reported.

Mölnlycke is initiating a **Field Safety Corrective Action** on specific batches of the trocars, which Mölnlycke includes as a component in some of the Mölnlycke® Procedure trays.

#### Hazard giving rise to the FSCA

The reported incidents are potentially serious to patients as the disconnected flanges could cause a significant delay to surgery. When not retrieved, foreign bodies can lead to various post-operative complications and the need for a new surgery. So there is a possibility of potential risk of injury to the patient..


#### Action To Be Taken by the User

At the point of use the user is required to **remove affected components** from the Mölnlycke® Procedure tray and **destroy them**.

**Trocar Bladeless Dilating Tip 11mm 100mm**, Mölnlycke component code 2319408-00,  
**Trocar Bladeless Dilating Tip 12mm 100mm**, Mölnlycke component code 2319447-00.



**Trocar Hasson 11mm 100mm**, Mölnlycke component code 2319444-00,  
**Trocar Hasson 12mm 100mm**, Mölnlycke component code 2319445-00





FSN Ref: 2020-12 (01)

FSCA Ref: 2020-12 (01)

Date: 22.DEC.2020

**Optical Trocar 11mm 100mm, Mölnlycke component code 2319464-00.**



**Optical Trocar 12mm 100mm, Mölnlycke Component Code: 2319428-00**

**Optical Trocar 12mm 150mm, Mölnlycke Component Code: 2321494-00**



**Universal Trocar Cannula 11mm 100mm, Mölnlycke component code 2319466-00**

**Universal Trocar Cannula 12mm 100mm, Mölnlycke component code 2319467-00**



**Optical Balloon Trocar 12mm 100 mm, Mölnlycke component code 2321500-00**



**Shielded Bladed Trocar 12mm 100mm, Mölnlycke component code 2319424-00**

